

ORDERING GUIDE

Order Instructions:

- Each box has a color and number, which corresponds to handle options below. Please review each option, as this will help you with choosing your part number. (Refer to our technical guides for more information on product options)
- If a desired handle option is not available contact a sales representative to discuss if there are alternative solutions for your application.
- Enter your configured part number in the empty boxes provided below and contact a friendly Sure Grip sales representative to place your order.

Your configured part number: AU - - - - - - - - -

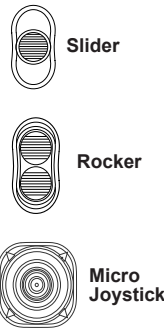
1 2 3 3 3 3 4 5 5

Example: AU - B - B - A - A - M - Z - 000 - D - E

P1 P2 P3 P4

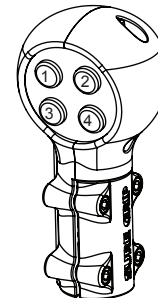
*Faceplate Location Reference

1. Handle Color	
B - Black	
2. Switch Style	
N - No Switch B - Sealed 1Amp Switch D - Sealed 100mA Switch	
3. Function Types	
N - None	
1 Position	
A - Mo Switch	Mo - Momentary
B - Ma Switch	Ma - Maintained
C - Toggle 2Ma	F - Friction
D - Toggle 3Ma	
E - Toggle 3Mo	
F - LED Red	
G - LED Green	
H - LED Bi-Colour (R/G)	
2 Positions	
J - Slider Module 3Mo	
K - Slider Module 3Ma	
L - Slider Module F	
U - Slider Module 1Mo	
M - Switched Rocker 3Mo	
P - Switched Rocker 2Ma	
Q - Switched Rocker 3Ma	
R - Switched Rocker MaMo	
S - Proportional Rocker 3Mo	
4 Positions	
V - Micro Joystick	
Z - Multi position designator	(See example on next page)
*Refer to handle options on website for more information	



4. Wire Length Options
xxx Inches
5. Electronics #1 and #2
N - None A - Dual Danfoss DA2 B - Caterpillar Interface DA2C2 C - Diode - Diverter Protection DPd D - Power Supply PS5 5VDC E - Single Driver Board SDB
*Refer to Control Electronics on website for more information

*Faceplate Location Reference

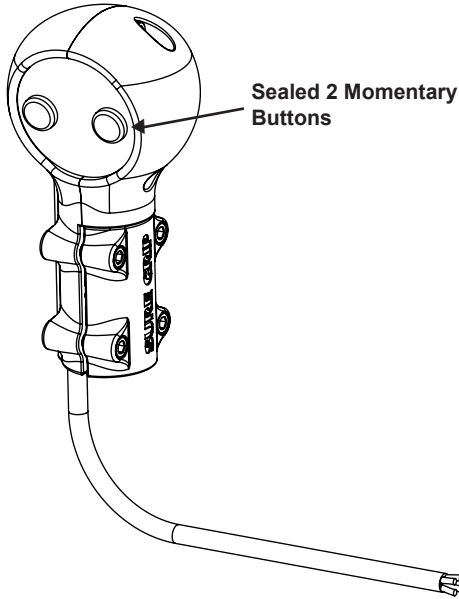


Comment Section

EXAMPLE GUIDE

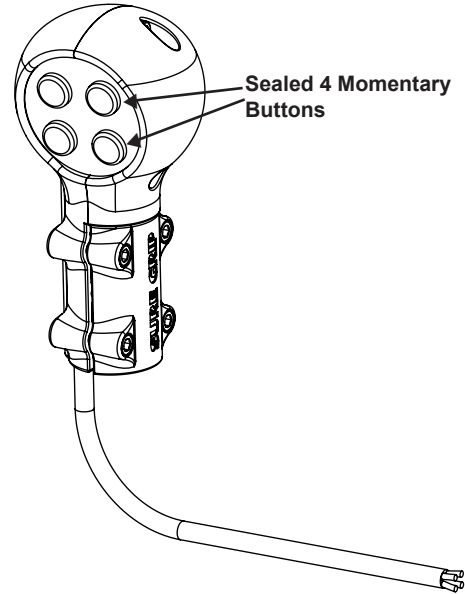
AU Example 1

AU-B-B-ANNA-120-N-N



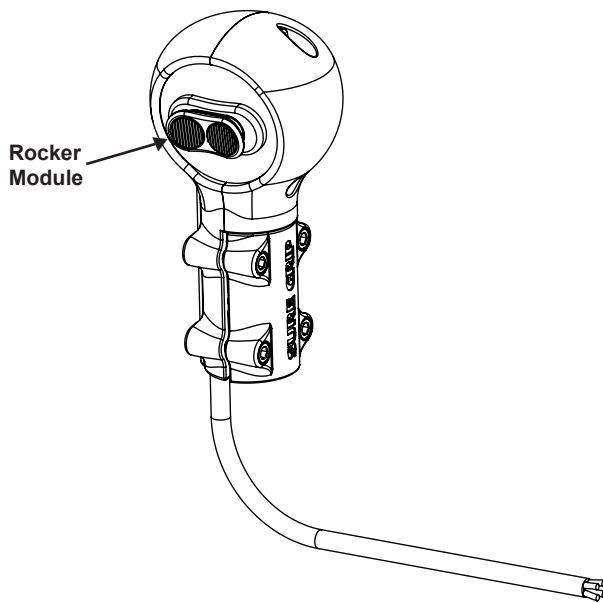
AU Example 2

AU-B-B-AAAA-120-N-N



AU Example 3

AU-B-B-MNNZ-024-N-N



AU Example 4

AU-B-B-GGAA-120-N-N

