

Analog JSC Series Joystick

The award winning JSC Series joystick base is the next evolution of Sure Grip joysticks. Using the industry proven JSM Joystick as a foundation, the JSC sets the new standard for high performance industrial joystick bases.

Designed for high volume applications, this configurable control can be paired with the perfect Sure Grip handle for your needs. Tested to the most extreme industry standards, the JSC joystick base is built to last.

Configurable to your needs

- Available with many different SGC handles
- Configurable faceplates
- Several operating forces available

Simple installation

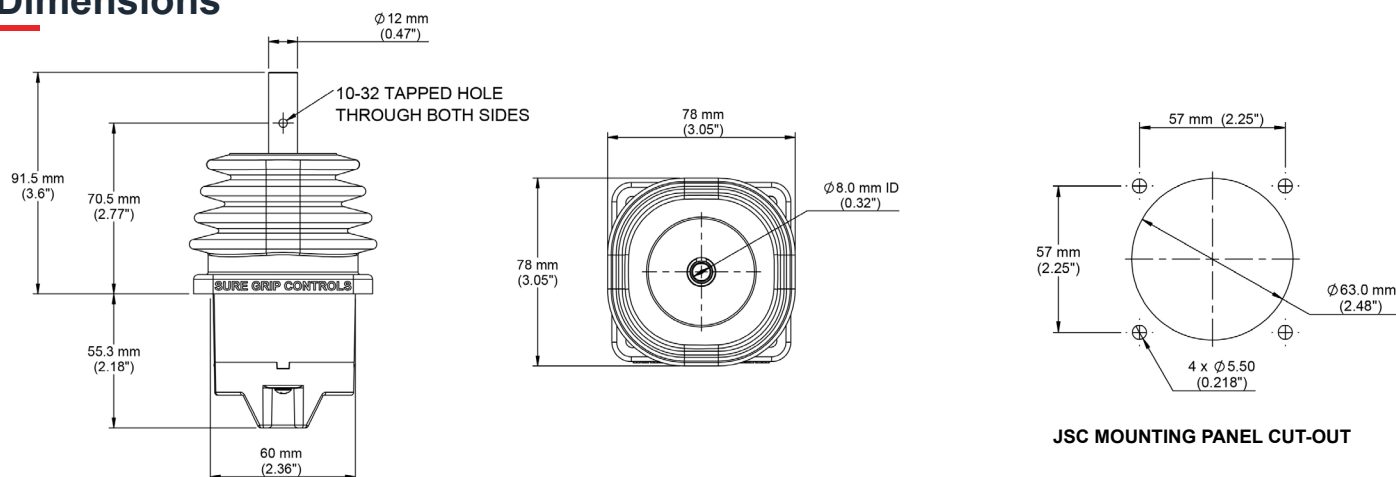
- Compact design and minimal below panel depth

Extreme durability, precise control and long life

- IP69K below panel and IP-67 above panel sealing
- Tested to over 20 million operations
- Chemical, salt and UV resistant
- Static loading up to 110 Nm



Dimensions*



*Please see handle technical specifications sheets for handle dimensions.

Electrical Specifications

	Minimum	Typical	Maximum
Supply Voltage (VDC)	4.9	5.0	5.1
Supply Current (mA)	16.0	20.0	25.0
Output Voltage Low (VDC)	0.45	0.5	0.7
Output Voltage Center (VDC)	2.3	2.5	2.7
Output Voltage High (VDC)	4.3	4.5	4.55

Mechanical Specifications

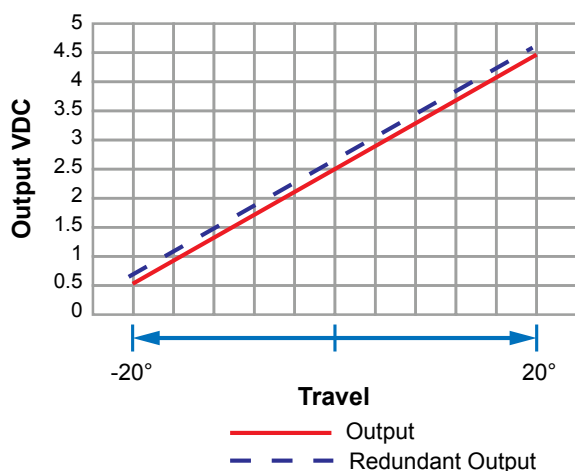
Travel	± 20°
Life Expectency	20 million operations
Operating Force	Standard spring: 1.1-1.7 lbs Medium spring: 1.8-2.8 lbs
Maximum Static Load	110 Nm

Environmental Specifications

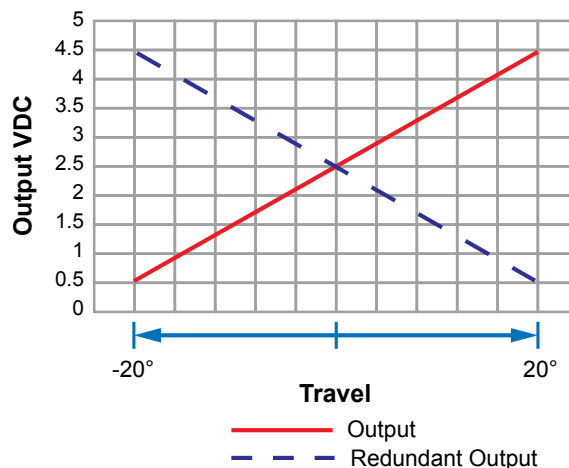
Operating Temperature	-40°C to +85°C
Sealing	IP69K/IP67 (handle dependent)
Vibration	10 Hz to 2 KHz 1.26 Grms (IEC 60068-2-4)
Shock	25 G for 11 ms all directions (IEC 60068-2-27)

Output Graphs

Proportional - Parallel Positive



Proportional - Mirrored Positive



Specifications are subject to change without notice.

Product Ordering Guide

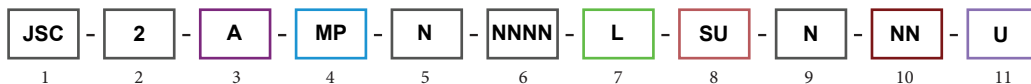
Instructions

Configure your part number by selecting from the options below. Next, configure your handle functions by clicking on the desired handle type in Box 8 to open the appropriate handle ordering guide.

Once you have your joystick and handle configured part numbers, or need additional assistance to find exactly what you need, please contact your Sure Grip representative.

[CONTACT US](#)

Example:



Your Configured Part Number:



1. Joystick Model

JSC

2. Axis Options

2 - Two Axis

3. Output Options

A - Analog
R - Analog Redundant

4. Output Direction

PP - Parallel Positive
MP - Mirrored Positive

5. Gate Options

N - None

6. Features

NNNN - No Options

7. Spring Options

L - Light Force (1.1-1.7 lbs)
M - Medium Force (1.8-2.8 lbs)

8. Handle Options

SU - SU Handle
CU - CU Handle
LU - LU Handle
LE - LE Handle
JE - JE Handle
KE - Large Knob
NE - Small Knob

9. Wire Length (Inches)

N - None (Integrated Connector)

10. Connector

NN - No Connector
DE - Deutsch DT04*

11. Weather Sealing

U - Joystick Unsealed
S - Joystick Sealed

*We will determine the exact model as the number of pins is dependent on number of handle functions

Comment Section

Specifications are subject to change without notice.