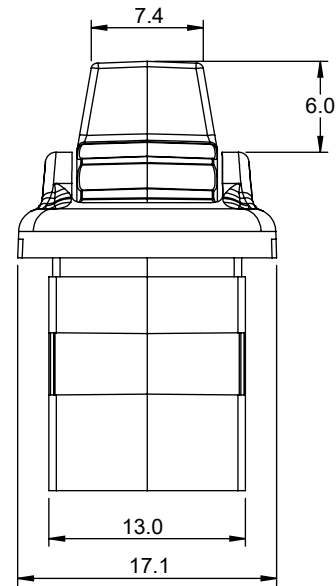
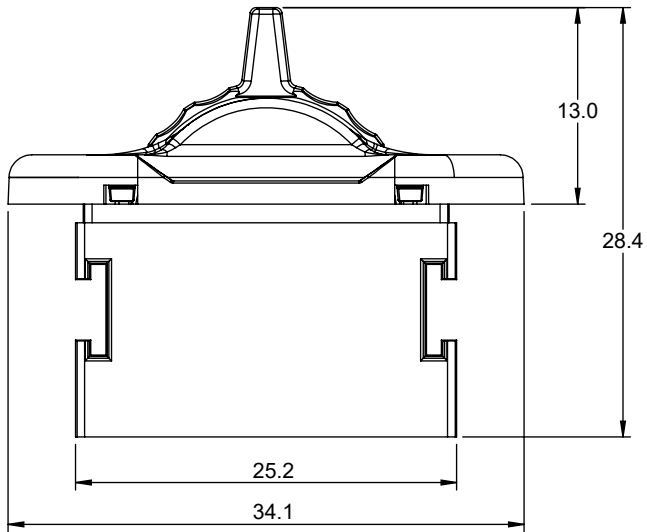
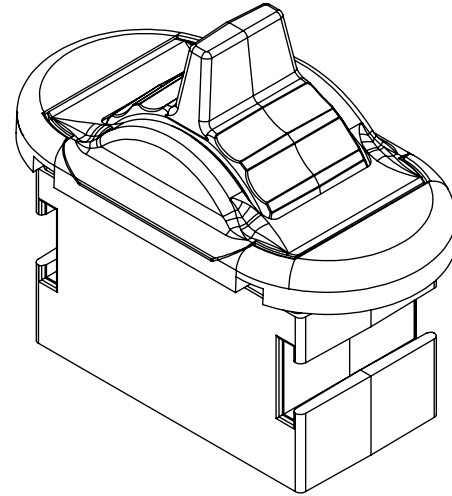
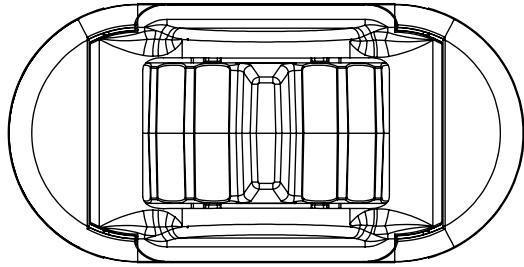
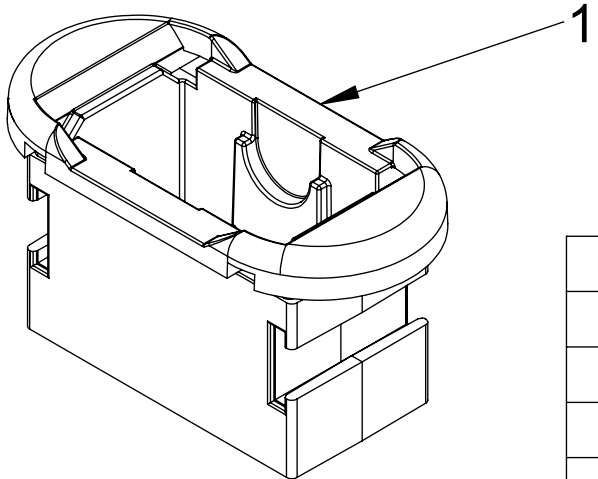
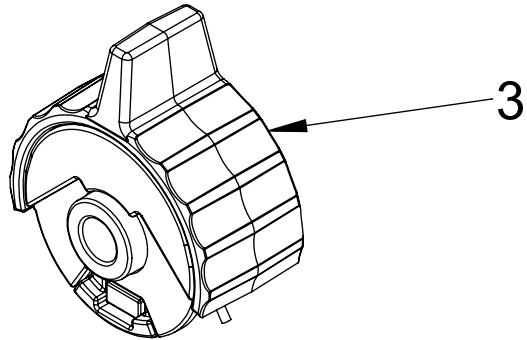
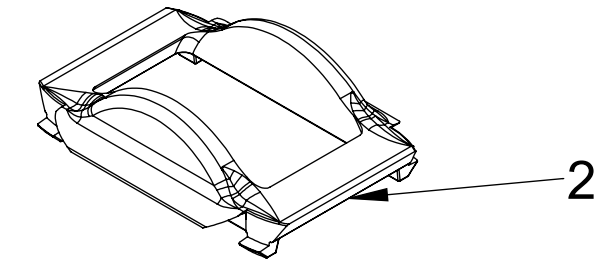


REV.	DESCRIPTION OF LATEST CHANGE	APPROVED	DATE
***			2021-02-05



<p>PROPRIETARY AND CONFIDENTIAL</p> <p>THE INFORMATION CONTAINED IN THIS DRAWING IS THE SOLE PROPERTY OF Sure Grip Controls Inc. ANY REPRODUCTION IN PART OR AS A WHOLE WITHOUT THE WRITTEN PERMISSION OF Sure Grip Controls Inc. IS PROHIBITED.</p>	MATERIAL	FINISH			
	<p>TOLERANCES: (unless noted)</p> <p>0.00 mm: +/- 0.05 mm 0.0 mm: +/- 0.1 mm 0 mm: +/- 0.3 mm 0°: +/- 0.5° 0.0°: +/- 0.1°</p>	<p>DRAWN BY ben.kosten</p>	<p>DATE 05/23/2024</p>		<p>DESCRIPTION Roller Module Assembly</p>
				<p>DWG. NO. RLM-00001</p>	<p>REV A</p>



ITEM NO.	PART NUMBER	DESCRIPTION	QTY.
1	CAS-00067	THUMBWHEEL MODULE CAP	1
2	CAS-00068	THUMBWHEEL MODULE BODY	1
3	ASM-00005	ROLLER THUMBWHEEL SUBASSEMBLY	1
3.1	LVR-00015	THUMBWHEEL WITH PADDLE	1
3.2	MN-10	SLIDER ROCKER MAGNET	1
3.3	LVR-00017	THUMBWHEEL CAP	1

<p>PROPRIETARY AND CONFIDENTIAL</p> <p>THE INFORMATION CONTAINED IN THIS DRAWING IS THE SOLE PROPERTY OF Sure Grip Controls Inc. ANY REPRODUCTION IN PART OR AS A WHOLE WITHOUT THE WRITTEN PERMISSION OF Sure Grip Controls Inc. IS PROHIBITED.</p>	<p>MATERIAL</p> <p>TOLERANCES: (unless noted) 0.00 mm: +/- 0.05 mm 0.0 mm: +/- 0.1 mm 0 mm: +/- 0.3 mm 0°: +/- 0.5° 0.0°: +/- 0.1°</p>	FINISH		<p>SURE GRIP™ CONTROLS INC.</p>
		<p>DESCRIPTION</p> <p>Roller Module Assembly</p>	<p>DRAWN BY</p> <p>ben.kosten</p>	